



711 grand ave, #110  
san rafael, ca 94901

ph: 415.226.0855  
fax: 415.226.0856  
[marintransit.org](http://marintransit.org)

June 6, 2022

Honorable Board of Directors  
Marin County Transit District  
3501 Civic Center Drive  
San Rafael, CA 94903

**SUBJECT: Marin County Transit District Third Quarter  
FY 2021/22 Financial Report**

Dear Board Members:

**board of directors**

stephanie moulton-peters  
president  
supervisor district 3

katie rice  
vice president  
supervisor district 2

eric lucan  
2nd vice president  
city of novato

judy arnold  
director  
supervisor district 5

kate colin  
director  
city of san rafael

damon connolly  
director  
supervisor district 1

dennis rodoni  
director  
supervisor district 4

brian colbert  
alternate  
town of san anselmo

**RECOMMENDATION:** Accept report.

**SUMMARY:** The quarterly report is an opportunity for your Board to review the District's financial status and to provide fiscal and operational accountability. This report represents all financial transactions for the District through the third quarter of Fiscal Year 2021/22.

Unaudited revenues and expenditures are shown on a full accrual basis consistent with Generally Accepted Accounting Principles (GAAP) for special districts. All known revenues and expenditures for the period are reported even if they have not been received or are awaiting payment. These include recorded estimates for property tax and other significant transactions.

Third quarter operations and capital expenses and revenues were below budget (69 percent of the annual budget, Attachment A, page 2). This was primarily due to lower demand for Marin Access services. Total operations revenue was consistent with the adopted budget.

**Transit Operating Expenses**

FY 2021/22 transit operating expenditures through the third quarter (Attachment A, Page 1) are \$24.5 million, which is 69 percent of the annual budget of \$35.7 million. With these expenditures, Marin Transit delivered 69 percent of budget fixed route service hours and 52 percent of budgeted demand response service hours as identified in Table 1.

**Transit Operating Revenue**

Marin Transit's FY2021/22 operating revenues through the third quarter (Attachment A, Page 1) are \$27.3 million or 74 percent of the annual budget of \$37 million.

## Capital Budget

Through the third quarter, Marin Transit's expenditures in the Capital Budget (Attachment A, Page 1) were \$8.8 million or 52 percent of the \$17.1 million budget. Capital revenues typically tie closely to expenditures as they tend to be on a reimbursement basis. Attachment C includes a complete Capital Report for all major Marin Transit capital projects for the current period.

**Table 1: FY 2021/22 Year to Date (YTD) through Third Quarter Service Operations**

Service	Budgeted Annual Revenue Hours	Revised - Budgeted Annual Revenue Hours	YTD thru Q3 Actual Revenue Hours	% of Annual
Regular Local and Trunk Line	118,200	118,200	85,271	72%
Community Shuttles	44,800	44,800	31,151	70%
Local and School Supplemental Service <sup>1</sup>	9,000	9,000	1,853	21%
Muir Woods Shuttle	4,440	4,440	2,682	60%
West Marin Stagecoach Service	20,000	20,000	14,855	74%
<i>Fixed Route Subtotal</i>	<i>196,440</i>	<i>196,440</i>	<i>135,812</i>	<i>69%</i>
Rural Dial A Ride	400	400	295	74%
Transit Connect	6,120	6,120	647	11%
Novato Dial-A-Ride	2,600	2,600	1,180	45%
Local Paratransit Service	40,700	40,700	23,042	57%
Regional Paratransit Service	4,400	4,400	3,351	76%
Yellow School Bus Service	6 buses	6 buses	-	-
Service	Annual Estimated Trips	Revised Estimated Annual Trips	YTD thru Q3 Actual Trips	% of Annual
Catch A Ride	9,800	9,800	2,924	30%
Volunteer Driver	13,500	13,500	7,366	55%
Note: 1) Includes College of Marin service				

**FISCAL/STAFFING IMPACT:** There are no fiscal impacts from this report.

Respectfully submitted,



Karina Sawin  
Senior Accounting Analyst

Attachment A: FY2021/22 Third Quarter Financial Report  
Attachment B: FY2021/22 Budget Amendments  
Attachment C: Capital Project Report

Marin Transit  
 FY2021/22 Q3 Budget Report  
 From 7/1/2021 Through 03/31/2022

*(In Whole Numbers)*

	FY21 Actual	Total Budget - Original	Total Budget - Revised	Current Period Actual	Percent Total Budget Used
Revenue					
Capital	5,754,427	8,158,442	8,182,709	5,122,870	62.61%
Facility Operations	171,360	0	0	0	0.00%
Vehicle Operations	34,368,575	36,948,095	37,036,527	27,286,615	73.67%
Total Revenue	<u>40,294,362</u>	<u>45,106,537</u>	<u>45,219,236</u>	<u>32,409,485</u>	<u>71.67%</u>
Expenses					
Capital	5,685,746	13,838,442	17,106,296	8,839,951	51.68%
Facility Operations	85,307	0	0	0	0.00%
Vehicle Operations	29,749,318	35,381,744	35,730,684	24,492,684	68.55%
Total Expenses	<u>35,520,371</u>	<u>49,220,186</u>	<u>52,836,980</u>	<u>33,332,636</u>	<u>63.09%</u>
Expenditures	<u>35,520,371</u>	<u>49,220,186</u>	<u>52,836,980</u>	<u>33,332,636</u>	63.09%
Net Revenue Over Expenditures	<u>4,773,991</u>	<u>(4,113,649)</u>	<u>(7,617,744)</u>	<u>(923,151)</u>	<u>12.12%</u>

Marin Transit  
FY2021/22 Q3 Budget Report  
From 7/1/2021 Through 03/31/2022

*Operations Summary - Admin, Local, Rural, Marin Access, Yellow Bus*

	FY21 Actual	Total Budget - Original	Total Budget - Revised	Current Period Actual	Percent Total Budget Used
Fare Revenue	1,654,777	3,017,579	3,017,579	1,925,241	63.80%
Advertising & Other Revenue	367,408	610,447	610,447	424,835	69.59%
Fee for Service	1,267,335	1,342,481	1,342,481	1,212,414	90.31%
Interest	125,928	160,700	160,700	(4,552)	(2.83)%
Measure A	1,106,168	0	0	0	0.00%
Measure AA	9,159,204	12,726,002	12,726,002	5,358,559	42.10%
Measure B	910,679	944,943	944,943	657,110	69.53%
Property Taxes	4,975,162	4,940,101	4,940,101	3,783,066	76.57%
Redevelopment Area (RDA) Fees	56,556	45,500	45,500	25,165	55.30%
State Transit Assistance (STA)	1,680,205	2,384,860	2,384,860	1,965,874	82.43%
Transit Development Act (TDA)	3,817,097	5,871,942	5,871,942	4,923,921	83.85%
Other State	32,769	32,300	32,300	20,197	62.53%
FTA Funds	9,207,534	5,294,542	5,294,542	678,154	128.22%
National Park Service	14,331	418,694	418,694	205,631	49.11%
Cost Center Revenue Transfers	(6,578)	(841,996)	(753,564)	0	0.00%
<b>Total Revenue</b>	<u>34,368,575</u>	<u>36,948,095</u>	<u>37,036,527</u>	<u>27,286,615</u>	<u>73.67%</u>
Salaries and Benefits	2,478,182	2,806,721	2,806,721.00	1,920,693	68.43%
Consultant Services	299,251	590,752	590,752.00	252,676	42.77%
Professional Service-Legal	15,999	103,000	103,000	108,134	104.98%
Security and Maintenance	220,559	388,631	388,631	266,471	68.56%
Customer Service	681,567	678,352	569,638	566,503	99.44%
Mobility Management Support Programs	0	92,360	92,360	2,978	3.22%
Grants to External Agencies	232,085	410,406	410,406	274,529	66.89%
Office Supplies	330,566	397,352	397,352	233,221	58.69%
Covid Cleaning and Supplies	219,261	342,000	342,000	78,311	22.89%
General Insurance	63,052	72,928	72,928	78,746	107.97%
Contract Service Operation	23,220,992	25,960,597	26,421,441	18,514,726	70.07%
Membership & Prof Development	34,694	53,888	53,888	48,802	90.56%
Mileage and Travel	413	25,750	25,750	4,403	17.09%
Marketing	96,232	178,411	178,411	41,939	23.50%
Communication	188,554	264,888	264,888	155,885	58.84%
Fuel	1,891,121	3,124,622	3,121,432	2,062,236	66.06%
Utilities	0	65,000	65,000	27,687	42.59%
Vehicle Leases	0	26,236	26,236	20,278	77.28%
Office - Rental and Overhead	140,532	146,260	146,260	107,040	73.18%
Cost Center Transfers	(363,742)	(346,410)	(346,410)	(272,572)	78.68%
<b>Total Expenses</b>	<u>29,749,318</u>	<u>35,381,744</u>	<u>35,730,684</u>	<u>24,492,686</u>	<u>68.54%</u>
<b>Net Revenue Over Expenditures</b>	<u>4,619,257</u>	<u>1,566,351</u>	<u>1,305,843</u>	<u>2,793,930</u>	<u>213.95%</u>

Marin Transit  
 FY2021/22 Q3 Budget Report  
 From 07/01/2021 Through 03/31/2022

<i>Detail - Administration</i>		<u>FY21 Actual</u>	<u>Total Budget - Original</u>	<u>Total Budget - Revised</u>	<u>Current Period Actual</u>	<u>Percent Total Budget Used</u>
<b>Revenue</b>						
Interest	4070400	125,928	160,700	160,700	(4,552)	(2.83)%
Redevelopment Fees	4079950	23,894	20,500	20,500	14,330	69.90%
Residual ABX 126	4079954	32,662	25,000	25,000	10,835	43.33%
PropTax-CurrntSecured	4080101	4,366,859	4,472,425	4,472,425	3,354,323	75.00%
County Fee-SV2557Admin Basic Tax	4080102	(62,492)	(68,494)	(68,494)	(29,898)	43.65%
Property Tax-Unitary	4080103	39,531	40,170	40,170	22,849	56.88%
PropTax-CurrntUnSecur	4080104	82,857	80,000	80,000	10,479	13.09%
Educ Rev Augm Fund-Redist	4080105	451,508	320,000	320,000	315,903	98.71%
PropTax-Supp CY SECR	4080106	89,757	90,000	90,000	98,942	109.93%
PropTax-Supp Unsecured	4080107	1,711	1,000	1,000	3,396	339.61%
PropTax-Redemption	4080108	2,952	2,000	2,000	2,295	114.76%
Property Tax-Prior Unsecured	4080109	2,480	3,000	3,000	4,777	159.22%
National Park Service	4089901	154	150	150	0	0.00%
Other State	4119940	<u>217</u>	<u>300</u>	<u>300</u>	<u>216</u>	<u>72.01%</u>
<b>Total Revenue</b>		<b>5,158,018</b>	<b>5,146,751</b>	<b>5,146,751</b>	<b>3,803,894</b>	<b>73.91%</b>
<b>Transfers</b>						
Property Tax Transfer	4700001	<u>(271,548)</u>	<u>(3,098,005)</u>	<u>(3,098,005)</u>	<u>(3,416,418)</u>	<u>110.28%</u>
<b>Total Transfers</b>		<b>(271,548)</b>	<b>(3,098,005)</b>	<b>(3,098,005)</b>	<b>(3,416,418)</b>	<b>110.28%</b>
<b>Net Revenue</b>		<b><u>4,886,470</u></b>	<b><u>2,048,746</u></b>	<b><u>2,048,746</u></b>	<b><u>387,476</u></b>	<b><u>18.91%</u></b>
<b>Expense</b>						
Salaries	5010200	1,526,167	1,800,921	1,800,921	1,397,438	77.59%
Employee Benefits	5020000	952,015	1,005,800	1,005,800	523,255	52.02%
Consultant Services	5030301	86,368	206,000	206,000	105,376	50.99%
Professional Svcs - Legal	5030303	15,999	103,000	103,000	108,134	104.98%
Prof Svcs - Accounting and Audit	5030305	35,898	37,693	37,693	2,174	5.76%
Office Supplies	5049901	3,035	13,390	13,390	4,780	35.69%
Small Furn/Equip	5049902	10,193	10,300	10,300	4,753	46.14%
Software	5049903	90,751	90,000	90,000	88,156	97.95%
Copier Suppl & Srvc	5049904	8,286	10,017	10,017	6,176	61.65%
Postage	5049905	1,062	3,377	3,377	1,124	33.28%
Computers	5049906	9,282	22,145	22,145	10,845	48.97%
COVID- Supplies and Cleaning	5049911	561	0	0	2,704	0.00%
Communication - Phone	5050201	32,009	33,475	33,475	27,275	81.47%
Insurance - Gen Liability	5060301	63,052	72,928	72,928	78,746	107.97%
Membership & Prof Development	5090101	34,694	53,888	53,888	48,802	90.56%
Mileage and Travel	5090202	413	25,750	25,750	4,403	17.09%
Marketing	5090801	2,068	13,911	13,911	4,881	35.08%
Office Rental	5121200	<u>140,532</u>	<u>146,260</u>	<u>146,260</u>	<u>107,040</u>	<u>73.18%</u>
<b>Total Expense</b>		<b>3,012,384</b>	<b>3,648,855</b>	<b>3,648,855</b>	<b>2,526,059</b>	<b>69.23%</b>
<b>Transfers</b>						
Cost Center Salary/Benefit Transfers	5100100	(2,305,491)	(2,654,451)	(2,654,451)	(1,774,905)	66.86%
Cost Center Transfer Overhead	5100101	<u>(444,644)</u>	<u>(563,590)</u>	<u>(563,590)</u>	<u>(363,678)</u>	<u>64.52%</u>
<b>Total Transfers</b>		<b>(2,750,134)</b>	<b>(3,218,041)</b>	<b>(3,218,041)</b>	<b>(2,138,583)</b>	<b>66.46%</b>
<b>Total Expense</b>		<b><u>262,250</u></b>	<b><u>430,814</u></b>	<b><u>430,814</u></b>	<b><u>387,476</u></b>	<b><u>89.94%</u></b>

Marin Transit  
 FY2021/22 Q3 Budget Report  
 From 07/01/2021 Through 03/31/2022

<i>Detail- Local</i>		<u>FY21 Actual</u>	<u>Total Budget - Original</u>	<u>Total Budget - Revised</u>	<u>Current Period Actual</u>	<u>Percent Total Budget Used</u>
<b>Revenue</b>						
Special Fares - Paid By Another Agency	4020000	198,763	556,323	556,323	236,255	42.46%
Advertising Revenue	4060301	201,573	273,712	273,712	164,939	60.26%
Lease of Property	4070301	165,835	336,735	336,735	259,896	77.18%
Measure A Sales Tax	4092001	944,535	0	0	0	0.00%
Measure AA - Sales Tax	4092005	6,979,897	8,680,992	8,680,992	2,541,409	29.27%
State Transit Assistance -Population Basec	4110101	766,220	824,860	824,860	780,874	94.66%
Transit Development Act (TDA)	4110102	3,817,097	5,871,942	5,871,942	4,923,921	83.85%
State Transit Assistance - Revenue Based	4110104	853,985	1,500,000	1,500,000	1,125,000	75.00%
SREC Credits	4119911	14,010	16,000	16,000	10,775	67.34%
Fed- FTA 5307 STP	4139912	70,520	0	0	0	0.00%
Fed-FTA 5307 CARES	4139914	6,760,570	3,654,814	3,654,814	5,172,652	141.52%
National Park Service	4139951	14,177	418,544	418,544	205,631	49.13%
Fare Revenue	4140100	<u>1,270,458</u>	<u>1,563,217</u>	<u>1,563,217</u>	<u>1,255,924</u>	<u>80.34%</u>
<b>Total Revenue</b>		<b>22,057,640</b>	<b>23,697,139</b>	<b>23,697,139</b>	<b>16,677,277</b>	<b>70.38%</b>
<b>Transfers</b>						
Property Tax Transfer	4700001	6,045	300,000	300,000	190,763	63.59%
Program Revenue Transfer	4700002	<u>33,412</u>	<u>80,000</u>	<u>80,000</u>	<u>40,000</u>	50.00%
<b>Total Transfers</b>		<b>39,457</b>	<b>380,000</b>	<b>380,000</b>	<b>230,763</b>	<b>60.73%</b>
<b>Net Revenue</b>		<b><u>22,097,097</u></b>	<b><u>24,077,139</u></b>	<b><u>24,077,139</u></b>	<b><u>16,908,040</u></b>	<b>70.22%</b>
<b>Expense</b>						
Consultant Services	5030301	97,394	210,000	210,000.00	63,318	30.15%
Fare Processing Charges	5030310	14,679	18,035	18,035.00	15,238	84.49%
Customer Service	5030320	352,011	338,910	338,910.00	368,501	108.73%
Custodial Service	5030602	0	68,291	68,291.00	19,188	28.09%
Security Services	5030701	220,501	298,324	298,324.00	218,936	73.38%
Fuel	5040101	1,451,828	2,268,597	2,265,407.00	1,413,750	62.40%
Electrical Power	5040160	40,695	120,000	120,000.00	45,063	37.55%
Utilities (Facility)	5040180	0	35,000	35,000.00	20,282	57.94%
Small Furn/Equip	5049902	1,586	10,000	10,000.00	10,421	104.21%
Software	5049903	38,188	43,260	43,260.00	39,117	90.42%
COVID- Supplies and Cleaning	5049911	173,290	244,927	244,927.00	62,457	25.50%
Communication-MERA Radio	5050204	668	0	0.00	0	0.00%
Communication-AVL	5050205	102,286	114,987	114,987.00	104,347	90.74%
Communication-Data	5050206	5,856	13,467	13,467.00	1,663	12.34%
Purchased Transportation - In Report	5080101	17,718,445	18,374,221	18,374,221.00	13,133,235	71.47%
Marketing	5090801	<u>60,229</u>	<u>90,000</u>	<u>90,000.00</u>	<u>27,737</u>	<u>30.81%</u>
<b>Total Expense</b>		<b>20,277,655</b>	<b>22,248,020</b>	<b>22,244,830</b>	<b>15,543,252</b>	<b>69.87%</b>
<b>Transfers</b>						
Cost Center Salary/Benefit Transfers	5100100	1,541,638	1,801,776	1,801,776	1,132,698	62.86%
Cost Center Transfer Overhead	5100101	<u>277,803</u>	<u>307,752</u>	<u>307,752</u>	232,090	75.41%
<b>Total Transfers</b>		<b>1,819,441</b>	<b>2,109,528</b>	<b>2,109,528</b>	<b>1,364,787</b>	<b>64.70%</b>
<b>Total Expense</b>		<b><u>22,097,097</u></b>	<b><u>24,357,548</u></b>	<b><u>24,354,358</u></b>	<b><u>16,908,040</u></b>	<b>69.42%</b>

Marin Transit  
 FY2021/22 Q3 Budget Report  
 From 07/01/2021 Through 03/31/2022

<i>Detail - Rural</i>	<u>FY21 Actual</u>	<u>Total Budget - Original</u>	<u>Total Budget - Revised</u>	<u>Current Period Actual</u>	<u>Percent Total Budget Used</u>
<b>Revenue</b>					
Measure A Sales Tax	4092001	27,059	0	0	0.00%
Measure AA - Sales Tax	4092005	564,320	664,630	664,630	100.00%
Fed-FTA 5311 Rural	4139920	228,695	231,649	173,737	74.99%
Fed-FTA 5311 CARES	4139923	800,000	523,877	532,743	101.69%
Fare Revenue	4140100	<u>52,419</u>	<u>81,474</u>	<u>55,413</u>	<u>68.01%</u>
Total Revenue		1,672,493	1,501,630	1,426,523	95.00%
<b>Transfers</b>					
Property Tax Transfer	4700001	<u>258,925</u>	<u>1,158,429</u>	<u>325,456</u>	<u>28.09%</u>
Total Transfers		258,925	1,158,429	325,456	28.09%
Net Revenue		<u>1,931,418</u>	<u>2,660,059</u>	<u>1,751,979</u>	<u>65.86%</u>
<b>Expense</b>					
Consultant Services	5030301	8,090	15,914	5,139	32.29%
Fuel	5040101	158,951	257,829	252,616	97.97%
Utilities (Facility)	5040180	0	0	12	0.00%
Small Furn/Equip	5049902	1,642	5,000	0	0.00%
COVID- Supplies and Cleaning	5049911	5,014	13,073	103	0.79%
Communication-AVL	5050205	12,887	18,182	12,454	68.49%
Communication-Data	5050206	697	1,126	0	0.00%
Purchased Transportation - In Report	5080101	1,624,308	1,909,351	1,392,535	72.83%
Marketing	5090801	<u>6,197</u>	<u>20,000</u>	<u>5,262</u>	<u>26.30%</u>
Total Expense		1,817,786	2,240,473	1,668,122	74.37%
<b>Transfers</b>					
Cost Center Salary/Benefit Transfers	5100100	96,282	124,348	69,596	55.96%
Cost Center Transfer Overhead	5100101	<u>17,350</u>	<u>37,310</u>	<u>14,260</u>	<u>38.22%</u>
Total Transfers		113,632	161,658	83,856	51.87%
Total Expense		<u>1,931,418</u>	<u>2,402,131</u>	<u>1,751,978</u>	<u>72.85%</u>

Marin Transit  
FY2021/22 Q3 Budget Report  
From 07/01/2021 Through 03/31/2022

<i>Detail - Marin Access</i>	<u>FY21 Actual</u>	<u>Total Budget - Original</u>	<u>Total Budget - Revised</u>	<u>Current Period Actual</u>	<u>Percent Total Budget Used</u>	
<b>Revenue</b>						
Measure A Sales Tax	4092001	134,574	0	0	0.00%	
Measure AA - Sales Tax	4092005	1,353,396	2,767,180	2,767,180	58.81%	
Measure B	4099950	910,679	944,943	944,943	69.53%	
State Transit Assistance -Population Basec	4110101	60,000	60,000	60,000	100.00%	
State Prop Tx Relief HOPTR	4119910	18,541	16,000	16,000	57.53%	
Fed-FTA 5307 Urbanized Area Formula	4139910	697,574	802,802	802,802	100.00%	
Fed-FTA 5307 CARES	4139914	559,614	0	0	0.00%	
Fed-FTA 5310 Mobility	4139915	90,561	81,400	81,400	76.00%	
Fed-FTA 5310 CRRSAA	4139916	0	0	0	0%	
Fare Revenue	4140100	133,137	242,900	242,900	67.92%	
GGBHTD Payment for Local Paratransit	4601003	693,171	527,331	527,331	124.62%	
GGBHTD Payment for Regional Paratransit	4601004	<u>574,164</u>	<u>705,473</u>	<u>705,473</u>	<u>72.68%</u>	
<b>Total Revenue</b>		<b>5,225,411</b>	<b>6,148,028</b>	<b>6,148,028</b>	<b>74.80%</b>	
<b>Transfers</b>						
Property Tax Transfer	4700001	0	784,361	784,361	0.00%	
Program Revenue Transfer	4700002	<u>(33,412)</u>	<u>(80,000)</u>	<u>(80,000)</u>	<u>0.00%</u>	
<b>Total Transfers</b>		<b>(33,412)</b>	<b>704,361</b>	<b>704,361</b>	<b>0.00%</b>	
<b>Net Revenue</b>		<b><u>5,191,999</u></b>	<b><u>6,852,389</u></b>	<b><u>6,852,389</u></b>	<b><u>67.11%</u></b>	
<b>Expense</b>						
Consultant Services	5030301	52,189	83,900	83,900.00	71,351	85.04%
Fare Processing Charges	5030310	61	0	0.00	848	0.00%
Customer Service	5030320	329,556	339,442	230,728.00	198,002	85.81%
Custodial Service	5030602	0	20,000	20,000.00	2,508	12.54%
Security Services	5030701	0	0	0.00	3,160	0.00%
Fuel	5040101	239,647	478,197	478,197.00	350,806	73.36%
Utilities (Facility)	5040180	0	30,000	30,000.00	7,393	24.64%
Small Furn/Equip	5049902	0	10,000	10,000.00	23	0.22%
Software	5049903	166,425	178,064	178,064.00	67,050	37.65%
COVID- Supplies and Cleaning	5049911	40,395	84,000	84,000.00	13,047	15.53%
Communication-MERA Radio	5050204	20,204	22,246	22,246.00	0	0.00%
Communication-Data	5050206	13,948	35,000	35,000.00	10,147	28.99%
Purchased Transportation - In Report	5080101	3,327,108	4,335,581	4,836,797.00	3,077,361	63.62%
Purchased Transportation - Regional	5080102	551,131	659,320	616,274.00	480,347	77.94%
Marketing	5090801	27,738	51,500	51,500.00	4,059	7.88%
Misc-Exp Transit User Training	5098001	0	12,360	12,360.00	2,978	24.09%
Gap Grant	5098002	<u>0</u>	<u>80,000</u>	<u>80,000.00</u>	<u>0</u>	<u>0.00%</u>
<b>Total Expense</b>		<b>4,768,403</b>	<b>6,419,609</b>	<b>6,769,065</b>	<b>4,289,081</b>	<b>63.36%</b>
<b>Transfers</b>						
Cost Center Salary/Benefit Transfers	5100100	358,919	355,281	355,281	296,047	83.32%
Cost Center Transfer Overhead	5100101	<u>64,677</u>	<u>106,599</u>	<u>106,599</u>	<u>60,660</u>	<u>56.90%</u>
<b>Total Transfers</b>		<b>423,597</b>	<b>461,880</b>	<b>461,880</b>	<b>356,707</b>	<b>77.23%</b>
<b>Total Expense</b>		<b><u>5,192,000</u></b>	<b><u>6,881,489</u></b>	<b><u>7,230,945</u></b>	<b><u>4,645,788</u></b>	<b><u>64.25%</u></b>



Marin Transit  
 FY2021/22 Q3 Budget Report  
 From 07/01/2021 Through 03/31/2022

<i>Detail - Yellow Bus</i>		<u>FY21 Actual</u>	<u>Total Budget - Original</u>	<u>Total Budget - Revised</u>	<u>Current Period Actual</u>	<u>Percent Total Budget Used</u>
<b>Revenue</b>						
Yellow Bus Fares - Paid by Another Agenc	4030000	0	151,000	151,000	0	0.00%
Local Government Payments	4090101	0	109,677	109,677	42,450	38.70%
Measure AA - Sales Tax	4092005	261,591	613,200	613,200	525,108	85.63%
Fare Revenue - Yellow Bus	4140105	<u>0</u>	<u>422,665</u>	<u>422,665</u>	<u>212,663</u>	<u>50.31%</u>
Total Revenue		261,591	1,296,542	1,296,542	780,220	60.18%
<b>Transfers</b>						
Property Tax Transfer	4700001	<u>0</u>	<u>13,219</u>	<u>13,219</u>	<u>19,182</u>	<u>0.00%</u>
Total Transfers		0	13,219	13,219	19,182	0.00%
Net Revenue		<u>261,591</u>	<u>1,309,761</u>	<u>1,309,761</u>	<u>799,402</u>	<u>59.56%</u>
<b>Expense</b>						
Consultant Services	5030301	3,600	0	0	2,792	0.00%
Fare Processing Charges	5030310	1,029	19,210	19,210	7,833	40.77%
Custodial Service	5030602	0	2,016	2,016	1,286	63.77%
Small Furn/Equip	5049902	0	1,800	1,800	15	0.84%
Software	5049903	118	0	0	761	0.00%
Communication-AVL	5050205	0	16,327	16,327	0	0.00%
Communication-Data	5050206	0	10,079	10,079	0	0.00%
Yellow Bus School Service	5080103	0	682,124	682,124	431,248	63.22%
Marketing	5090801	0	3,000	3,000	0	0.00%
Measure AA Yellow Bus Grants	5098008	232,085	410,406	410,406	274,529	66.89%
Leases and Rentals - Passenger Vehicles	5120401	<u>0</u>	<u>26,236</u>	<u>26,236</u>	<u>20,278</u>	<u>77.28%</u>
Total Expense		236,832	1,171,197	1,171,197	738,742	63.08%
<b>Transfers</b>						
Cost Center Salary/Benefit Transfers	5100100	25,184	106,584	106,584	50,345	47.23%
Cost Center Transfer Overhead	5100101	<u>4,538</u>	<u>31,980</u>	<u>31,980</u>	<u>10,316</u>	<u>32.25%</u>
Total Transfers		29,722	138,564	138,564	60,661	43.78%
Total Expense		<u>266,554</u>	<u>1,309,761</u>	<u>1,309,761</u>	<u>799,403</u>	<u>61.03%</u>

Marin Transit  
 FY2021/22 Q3 Budget Report  
 From 07/1/2021 Through 03/31/2022

**Detail:Capital Budget**

	Total Project Budget	FY2021/22 Budget	FY2021/22 Revised	FY2021/22 Actual	Total Project Expenditures
EA Replace 2 Artics with 4 - 40ft Electric	4,366,507	4,357,915	4,356,883	4,024,739	4,034,363
PD Purchase 5 paratransit replacements	505,000	505,000	505,000	2,206	2,206
PE Purchase 1 electric paratransit	300,000	5,000	5,000	0	0
XC Purchase 2 XHF Replacements	906,241	900,094	900,443	44,400	50,198
HY Hybrid Battery Replacements	300,500	150,000	150,000	0	0
NR Staff Car	49,000	49,000	49,000	321	321
<b>Subtotal Vehicles</b>	<b>6,427,248</b>	<b>5,967,009</b>	<b>5,966,326</b>	<b>4,071,666</b>	<b>4,087,088</b>
BN Novato Bus Stop Shelters	61,115	61,115	61,115	1,063	1,063
BP ADA Bus Stop Improvements	303,000	303,000	303,000	111,366	111,366
<b>Subtotal Bus Stop Improvements</b>	<b>364,115</b>	<b>364,115</b>	<b>364,115</b>	<b>112,429</b>	<b>112,429</b>
FS Facility - Rush Landing Improvements	2,800,000	2,680,000	2,637,957	552,798	714,841
FA Facility- Maintenance Facility Purchase	3,625,000	100,000	3,285,630	2,941,363	3,280,733
FD Facility - Kerner Improvements	1,100,000	1,000,000	1,100,000	709,034	709,034
YF Yellow Bus Parking Facility	3,000,000	3,000,000	3,000,000	0	0
<b>Subtotal Facility</b>	<b>10,525,000</b>	<b>6,780,000</b>	<b>10,023,587</b>	<b>4,203,195</b>	<b>4,704,608</b>
RT Realtime Signs	212,394	30,318	55,268	33,302	190,428
<b>Subtotal Technology Projects</b>	<b>212,394</b>	<b>30,318</b>	<b>55,268</b>	<b>33,302</b>	<b>190,428</b>
GG Golden Gate Capital Costs (GG)	17,000	17,000	17,000	15,341	15,341
BM Bus Stop Maintenance (BM)	120,000	120,000	120,000	83,851	83,851
VR Major Vehicle Repairs (VR)	200,000	200,000	200,000	39,165	39,165
IF Infrastructure Support (IF)	360,000	360,000	360,000	281,002	281,002
<b>Subtotal Ongoing Capital Expenses</b>	<b>697,000</b>	<b>697,000</b>	<b>697,000</b>	<b>419,359</b>	<b>419,359</b>
<b>Total Expenditures</b>	<b>18,225,757</b>	<b>13,838,442</b>	<b>17,106,296</b>	<b>8,839,951</b>	<b>9,513,912</b>

FY2021/22 Q3  
Budget Amendments

Number	Board Authorization	Description	Function	Program	Project	GL	Original	Change	Final
2022-01 (moved from 2022-03)	12/6/2021	Roll forward of FY2021 Capital Project expenditures;	Capital	Capital	EA	5230101 Vehicles	\$4,357,915	(\$1,032)	\$4,356,883
					XC	5230101 Vehicles	\$900,094	\$349	\$900,443
					FS	5230104 Facilities	\$2,680,000	(\$42,043)	\$2,637,957
					FA	5230104 Facilities	\$100,000	\$3,185,630	\$3,285,630
					FD	5230104 Facilities	\$1,000,000	\$100,000	\$1,100,000
					RT	5230102 Equipment	\$30,318	\$24,950	\$55,268
		Total Change for 2022-03							\$3,267,854
2022-02	9/13/2021	Increase local paratransit budget and adjust LPT/LPG split	Operations	LPT	NA	5080101- Purchased Transportation	\$2,940,912	\$192,093	\$3,133,005
			Operations	LPG	NA	5080101- Purchased Transportation	\$401,033	\$252,411	\$653,444
		Decrease regional paratransit budget	Operations	RPT	NA	5080101- Purchased Transportation	\$659,320	(\$43,046)	\$616,274
		Increase Transit Connect Budget	Operations	TCT	NA	5080101- Purchased Transportation	\$533,726	\$56,712	\$590,438
		Increase Rural Dial A Ride Budget	Operations	TOM	NA	5080101- Purchased Transportation	\$32,845	\$2,674	\$35,519
		Increase Novato Dial A Ride Budget	Operations	NDR	NA	5040152-Oil and Fuel	\$241,500	(\$3,190)	\$238,310
		Decrease customer service (moved to purchased transportation)	Operations	MMP	NA	5030320- Customer Service	\$33,944	\$5,338	\$39,282

Number	Board Authorization	Description	Function	Program	Project	GL	Original	Change	Final	
			Operations	LPG	NA	5030320- Customer Service	\$12,269	(\$5,153)	\$7,116	
			Operations	LPT	NA	5030320- Customer Service	\$116,285	(\$48,840)	\$67,445	
			Operations	RPT	NA	5030320- Customer Service	\$7,223	(\$3,034)	\$4,189	
			Operations	TCT	NA	5030320- Customer Service	\$33,944	(\$14,256)	\$19,688	
			Operations	CAR	NA	5030320- Customer Service	\$101,823	(\$42,769)	\$59,054	
		Total Change for 2022-02							(\$348,940)	
2022-03	5/5/2022	Add project to purchase 3010/3020 Kerner facility	Capital	CPT	FE	5230104 Facilities (FY22)	\$0	\$200,000	\$200,000	
					FE	Total Project Budget	\$0	\$3,650,000	\$3,650,000	

## Capital Projects Report FY2021/22

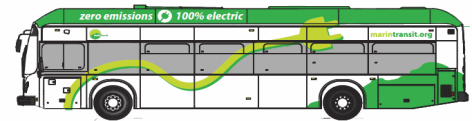
This capital project report provides details through the Third Quarter of FY2021/22. Project descriptions and status are given for all major capital projects. Projects are grouped according to project type as shown below.

	Total Project Budgets	Total Expended FY2022 Thru Q3	Total Project Expenditures
Vehicles	\$6,427,248	\$4,071,666	\$4,071,666
Bus Stop Improvements	\$364,115	\$112,429	\$112,429
Facility	\$10,525,000	\$4,203,195	\$4,203,195
Technology Projects	\$212,394	\$33,302	\$190,428
Ongoing Capital Expenses	\$697,000	\$419,359	\$419,359 (annual)
	<b>\$18,225,757</b>	<b>\$8,839,951</b>	<b>\$8,997,077</b>

### Purchase Four 40ft Electric Vehicles (Replacement) Total Project Budget \$4,366,507

Concept: Replace two 60ft Artics with four 40ft Electric Buses

Funding: \$2,656,800 Federal Section 5307  
 \$1,338,882 State LCTOP  
 \$370,825 Measure AA



Description: Purchase of four 40-foot Battery Electric Buses to replace three 60-foot Articulated buses beyond their useful life

Status: These vehicles will replace three 60-ft articulated buses in a seat for seat replacement. Board authorized the purchase of four 40ft Electric buses in October 2020. All vehicles have been delivered and are waiting for charging infrastructure to be put into service.

<u>Project ID</u>	<u>Budget</u>	<u>Expended to</u>		<u>Anticipated Completion</u>
		<u>Date</u>	<u>Percent Complete</u>	<u>Date</u>
EA	\$4,366,507	\$4,024,739	95%	Jun-22

### Purchase 5 Paratransit Vehicles (Replacements) Total Project Budget \$505,000

Concept: Purchase 16 Paratransit Replacements

Funding: \$414,100 Federal 5307  
 \$90,900 Measure AA



Description: Purchase 5 Paratransit Vehicles to replace vehicles beyond their useful life.

Status: Board authorized purchase of these vehicles in November 2021. Vender has delayed delivery due supply chain issues.

<u>Project ID</u>	<u>Budget</u>	<u>Expended to</u>		<u>Anticipated Completion</u>
		<u>Date</u>	<u>Percent Complete</u>	<u>Date</u>
PD	\$505,000	\$2,206	0%	Mar-23

VEHICLES

VEHICLES



VEHICLES

**Purchase 1 Electric Paratransit** **Total Project Budget \$300,000**

Concept: Purchase One Electric Paratransit

Funding: \$300,000 Measure AA



Description: Replace 1 paratransit vehicles that is beyond its useful life

Status: Marin Transit will replace one paratransit vehicle with an electric paratransit vehicle. Staff plans to bring this purchase to the Board for authorization in the Summer of 2022.

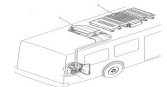
<u>Project ID</u>	<u>Budget</u>	<u>Expended to</u>		<u>Anticipated Completion</u>	
		<u>Date</u>	<u>Percent Complete</u>	<u>Date</u>	
PE	\$300,000	\$0	0%	Mar-23	

VEHICLES

**Purchase Hybrid Battery (Replacement)** **Total Project Budget \$300,500**

Concept: Purchase replacement batteries for Hybrid buses

Funding: \$246,410 Federal Section 5307  
\$54,090 Measure AA



Description: Purchase replacement batteries for Hybrid buses

Status: As a preventive maintenance measure, under the existing maintenance contract, Marin Airporter will replace the batteries on the 2015 Hybrid Buses.

<u>Project ID</u>	<u>Budget</u>	<u>Expended to</u>		<u>Anticipated Completion</u>	
		<u>Date</u>	<u>Percent Complete</u>	<u>Date</u>	
HY	\$300,500	\$0	0%	Dec-22	

VEHICLES

**Purchase Two 35ft XHF Vehicles (Replacement)** **Total Project Budget \$906,241**

Concept: Purchase two 35ft XHF vehicles

Funding: \$697,000 Federal 5307  
\$56,241 State STA SB1  
\$153,000 Measure AA



Description: Purchase of two replacement 35-foot XHFs

Status: Board authorized the purchase of two replacement XHFs in May 2020. Vehicles were delivered in October 2021. Equipment is being installed for vehicles to enter service.

<u>Project ID</u>	<u>Budget</u>	<u>Expended to</u>		<u>Anticipated Completion</u>	
		<u>Date</u>	<u>Percent Complete</u>	<u>Date</u>	
XC	\$906,241	\$44,400	15%	Mar-22	



VEHICLES

**Staff Car** **Total Project Budget \$49,000**

Concept: Purchase an electric staff car  
Funding: \$2,000 Measure B  
 \$2,000 CVRP Rebate  
 \$45,000 State STA



Description: Purchase an electric staff car to replace a retired-active vehicle

Status: Board approved the purchase of a new electric staff car on May 4, 2020. This purchase is delayed until a charging station is installed at Marin Transit's office location, and there is vehicle availability

<u>Project ID</u>	<u>Budget</u>	<u>Expended to</u>		<u>Completion</u>	
		<u>Date</u>	<u>Percent Complete</u>	<u>Date</u>	
NR	\$49,000	\$321	0%	Jun-22	

BUS STOP IMPROVEMENTS

**Bus Stop Improvements - Novato Bus Shelters** **Total Project Budget \$61,115**

Concept: Replace Bus Shelters in Novato  
Funding: \$48,892 Federal Lifeline Program  
 \$12,223 Measure AA



Description: Purchase up to eight shelters in Novato

Status: Marin Transit will replace up to eight advertising shelters previously under contract with an advertising company through the City of Novato with low-maintenance shelters.

<u>Project ID</u>	<u>Budget</u>	<u>Expended to</u>		<u>Completion</u>	
		<u>Date</u>	<u>Percent Complete</u>	<u>Date</u>	
BN	\$61,115	\$1,063	2%	Jun-22	

**County Wide Stop Improvements** **Total Project Budget \$303,000**

Concept: Complete construction of Bus Stop Improvements  
Funding: \$242,400 Federal  
 \$60,600 Measure AA



Description: Design and construction for ADA Bus Stop Improvements

Status: A task order for final design was initiated through Marin Transit's general engineering services contract.

<u>Project ID</u>	<u>Budget</u>	<u>Expended to</u>		<u>Completion</u>	
		<u>Date</u>	<u>Percent Complete</u>	<u>Date</u>	
BP	\$303,000	\$111,366	0%	Dec-23	

**Facility - Capital Improvements** **Total Project Budget \$2,800,000**

Concept: Acquire property and develop a maintenance facility  
Funding: \$2,696,747 Measure AA/Capital Reserves  
 \$103,253 FTA 5339



Description: Make improvements to Rush Landing Facility

Status: Marin Transit successfully completed the purchase of right of way at 600 Rush Landing Rd in Novato. Additional improvements are being constructed. Bus Charging infrastructure installation is underway as Phase 1. Phase 2 will include enhanced fencing and lighting.

Project ID	Budget	Expended to		Anticipated Completion	
		Date	Percent Complete	Date	
FS	\$2,800,000	\$552,798	20%	Jun-22	

**Maintenance Facility Purchase** **Total Project Budget \$3,625,000**

Concept: Acquire a maintenance facility for paratransit vehicles  
Funding: \$3,625,000 Measure AA/Capital Reserves




Description: 3000 Kerner - Maintenance Facility Purchase

Status: Marin Transit complete purchase of property located at 3000 Kerner Boulevard in San Rafael in July 2021. Remaining funds are being used to retrofit the building for use as a Paratransit Vehicle Maintenance Facility

Project ID	Budget	Expended to		Anticipated Completion	
		Date	Percent Complete	Date	
FA	\$3,625,000	\$2,941,363	100%	Aug-21	

**Maintenance Facility - Capital Improvements** **Total Project Budget \$1,100,000**

Concept: Capital improvement for maintenance facility  
Funding: \$1,100,000 Measure AA/Capital Reserves



Description: Capital Improvements at 3000 Kerner Blvd

Status: Once the purchase of 3000 Kerner is complete, Marin Transit will perform modifications to convert the space into a paratransit vehicle maintenance facility. Planned improvements include retrofitting warehouse space for effective use for vehicle maintenance and reconfiguration of office space.

Project ID	Budget	Expended to		Anticipated Completion	
		Date	Percent Complete	Date	
FD	\$1,100,000	\$709,034	64%	Jun-22	



ADMIN AND OPERATIONS FACILITY

**Yellow Bus Parking Facility** **Total Project Budget \$3,000,000**

Concept: Identify and purchase property for vehicles

Funding: \$3,000,000 Capital Reserve

Description: Replace temporary leased parking with a permanent location

Status: Marin Transit is evaluating and identifying opportunities for land acquisition.



<u>Project ID</u>	<u>Budget</u>	<u>Expended to</u>		<u>Anticipated Completion</u>	
		<u>Date</u>	<u>Percent Complete</u>	<u>Date</u>	<u>Date</u>
YF	\$3,000,000	\$0	0%	NA	NA

TECHNOLOGY PROJECTS

**TECHNOLOGY PROJECTS** **Total Project Budget \$212,394**

Concept: District technology projects

Funding: \$37,231 Measure AA

\$175,163 Federal Section 5307



<u>Projects:</u>		<u>Total Project</u>	<u>Expended to</u>
		<u>Cost</u>	<u>Date</u>
RT	Realtime Signs	\$212,394	\$190,428

Description: Marin Transit provides technology acquisitions for vehicle operations, fare collection, and passenger information

Status: Real Time Signs contract has been awarded and final signs are being installed

ONGOING CAPITAL EXPENSES

**Ongoing Capital Expenses** **Annual Budget \$697,000**

Concept: Ongoing capital expenses

Funding: \$697,000 Measure A

<u>Projects:</u>		Total Project Budgets	<u>Annual Budget</u>	<u>Expended in</u>
				<u>FY2022</u>
GG	Golden Gate Capital Costs	\$17,000	\$17,000	\$15,341
BM	Bus Stop Maintenance	\$120,000	\$120,000	\$83,851
VR	Major Vehicle Repairs	\$200,000	\$200,000	\$39,165
IF	Infrastructure Support	\$360,000	\$360,000	\$281,002



Description: Ongoing capital costs associated with the Golden Gate operations

Status: Capital depreciation expenses for equipment owned by Golden Gate Transit are billed monthly. Major vehicle repairs, such as transmissions, are expended as needed. Infrastructure support includes small capital projects, staff support, and work on partner agency capital projects.